

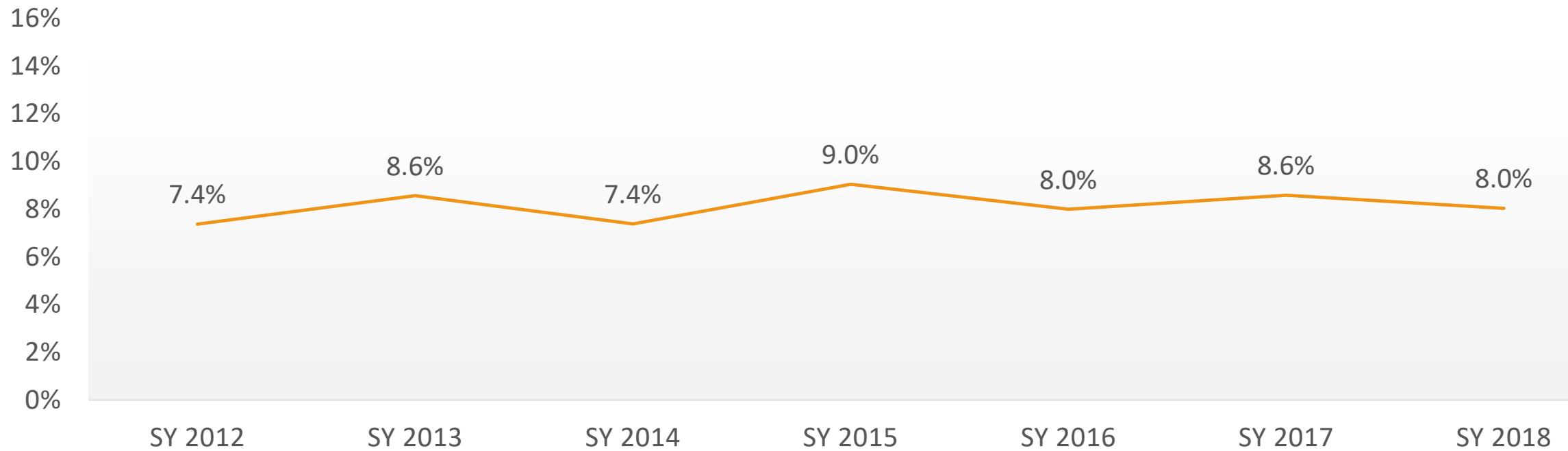
Transfer Rate Report

2018

Utah State Charter School Board

Overall Transfer Rate

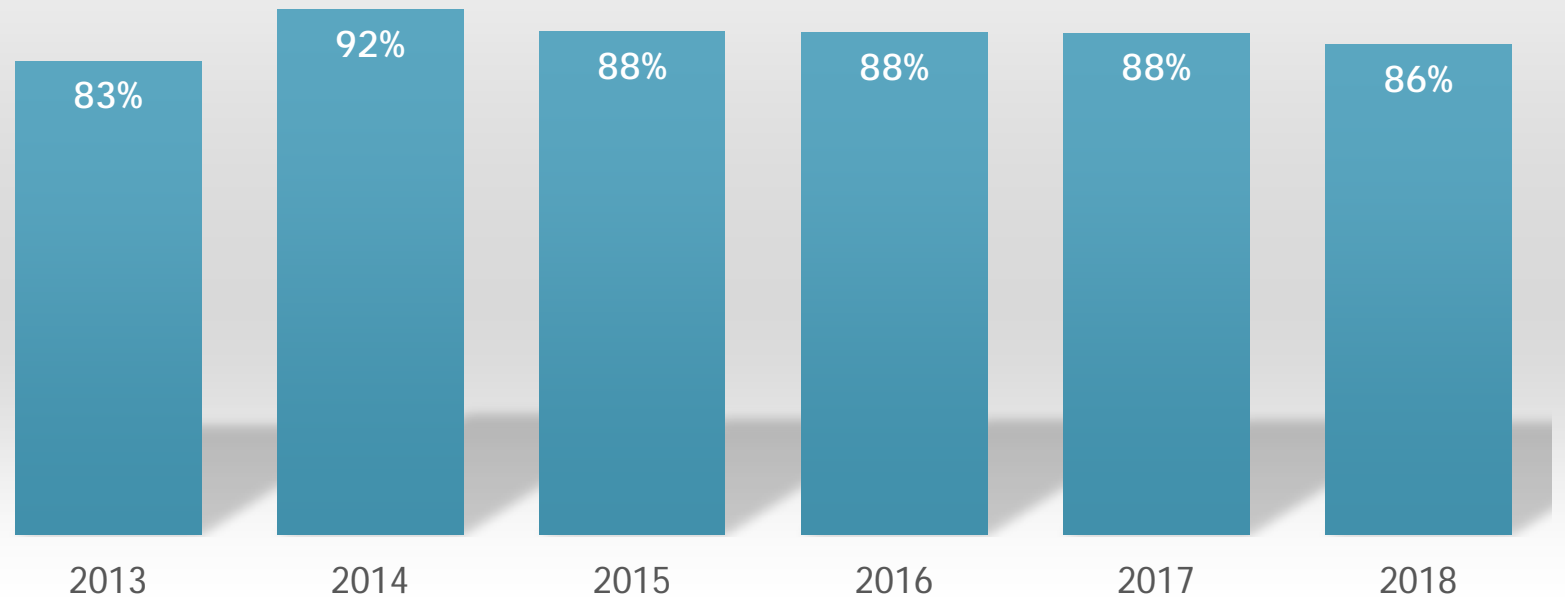
Average Transfer Rate by School Year



The average transfer rate has been fairly consistent over the last 7 years.

Schools Meeting CSAF Target

Percentage of Schools Meeting the
Annual CSAF Transfer Rate Indicator



TARGET: <20% and <4% from prior year

Top Performing Charters ~ Transfer Rate

1. Winter Sports School
2. Vanguard Academy
3. Voyage Academy
4. Navigator Pointe Academy
5. Canyon Rim Academy
6. Early Light Academy at Daybreak
7. Entheos Academy Kearns
8. Bear River Charter School
9. Utah County Academy of Science
10. Academy for Math Engineering & Science
11. North Star Academy
12. Reagan Academy
13. Hawthorn Academy West Jordan
14. No. UT. Acad. For Math Engineering & Science
15. Channing Hall
16. Lakeview Academy
17. Legacy Preparatory Academy
18. Excelsior Academy
19. Summit Academy - Draper Campus

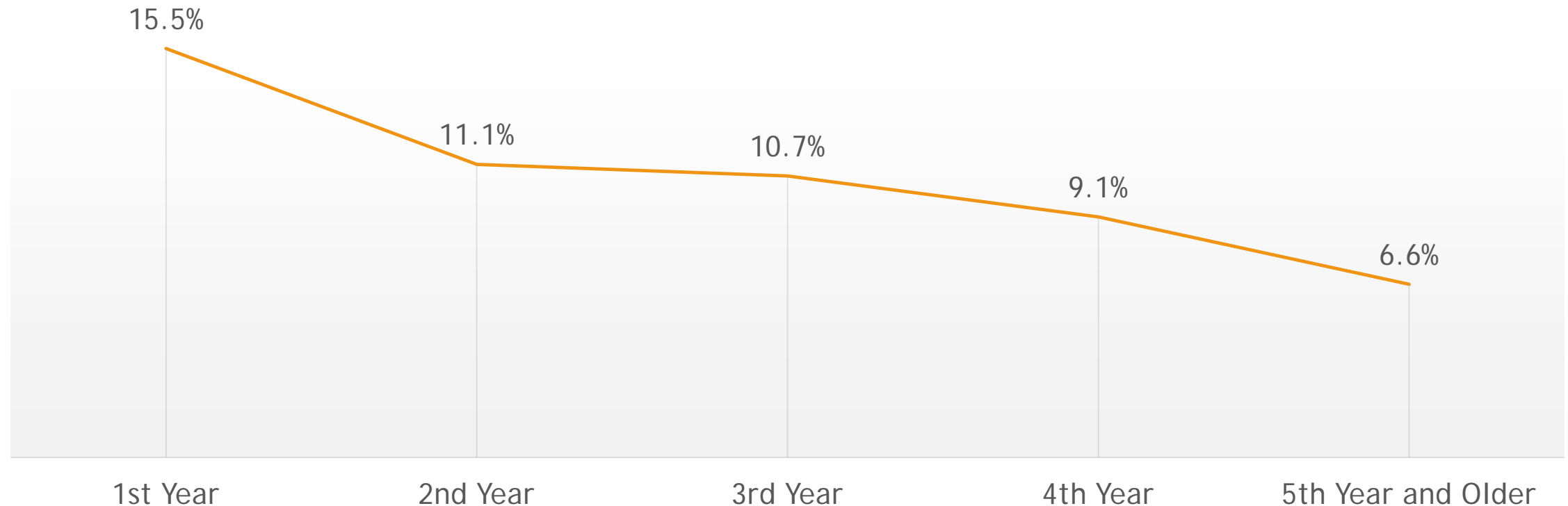
Transfer Rates by Years Opened

For SY 2013 to SY 2018, the averaged transfer rates are:

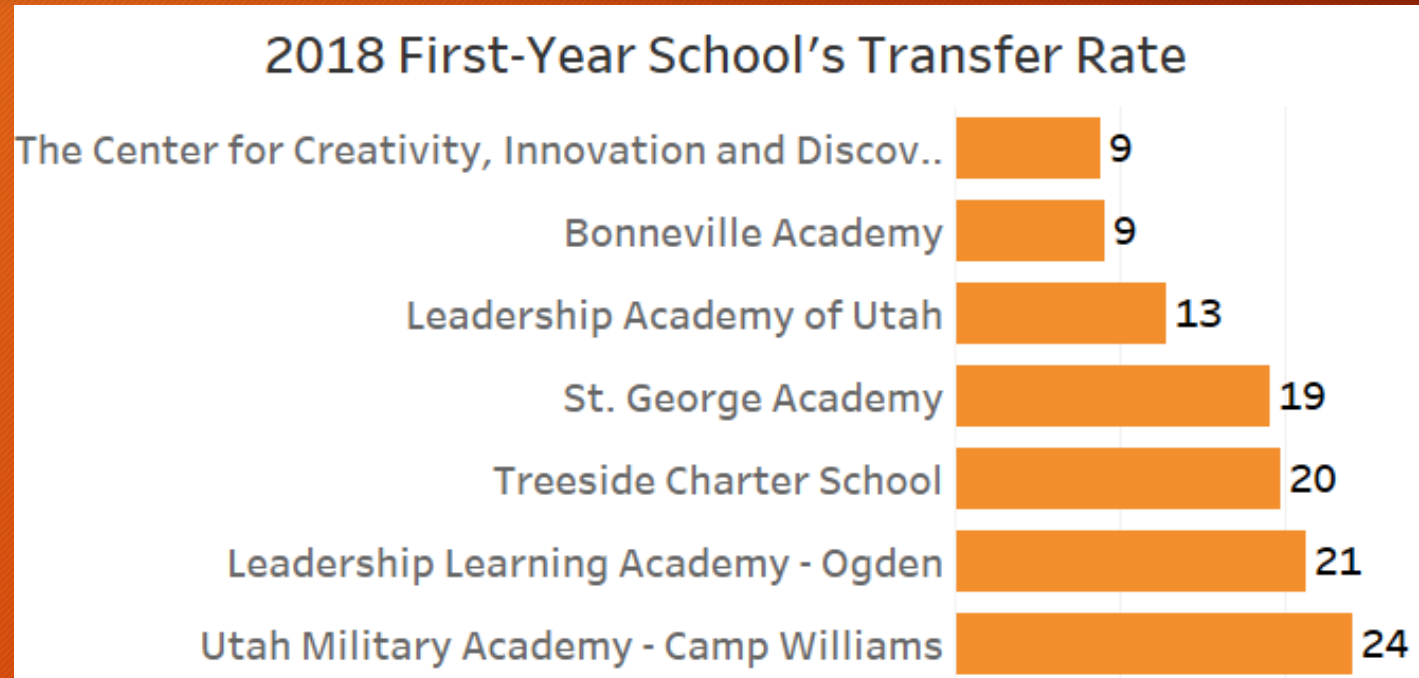
| | |
|------------------------------|-------|
| ❖ First-year schools | 15.5% |
| ❖ Second-year schools | 11.1% |
| ❖ Third-year schools | 10.7% |
| ❖ Fourth-year schools | 9.1% |
| ❖ Schools older than 4 years | 6.6% |

It is expected that first year schools will have higher transfer rates

Average Transfer Rates by Number of Years Open (SY12-SY18)



School Spotlight: Best Transfer Rates for first year schools



- The transfer rate for charter schools averaged to 8%.
- The transfer rate for first-year charter schools averaged to 16%.

School Spotlight

SEPT.
2018

The Center for
Creativity,
Innovation, and
Discovery



What Contributed to Their Low Transfer Rate?

Diversity of Learning Opportunities

- Classrooms are not traditional
- Project and experience based learning opportunities

Strong school culture

- Very positive school climate where students feel supported in their interests
- Teachers are supported with professional learning opportunities and PLC time built in weekly.

Why CCID is Attractive to Students

A lot of field trips and
experience based learning
opportunities

Students control the pace of
their learning with “Must
Do” and “May DO” lists

Flexible learning
atmosphere, “I get to choose
my own learning space”

Future of CCID

Building separate playground space for Kindergarten

Improving the schools wetland for further learning opportunities and experiences

Build a woodshop and a robotics room into Dr. Docs room

Today's Presentation

CCID Student Video

School Spotlight

SEPT.
2018



BONNEVILLE
ACADEMY

What Contributed to Their Low Transfer Rate?

Strong School Culture

- Many students come from surrounding neighborhood
- Fun and positive administrative team

Strong student support systems

- Staggered schedule
- 8:00am-2:15pm and 8:55am-3:10pm
- Student support team

Why Bonneville Academy is Attractive to Students

Hands on learning and
STEM opportunities

1.5 hours of specials daily
(coding, computers, music
PE)

Students feel supported

Future of Bonneville Academy

Possible high school expansion in coming years

Continually improve student support systems by individualizing to specific student needs

Continue to support teachers through professional development opportunities

Today's Presentation

Bonneville Academy