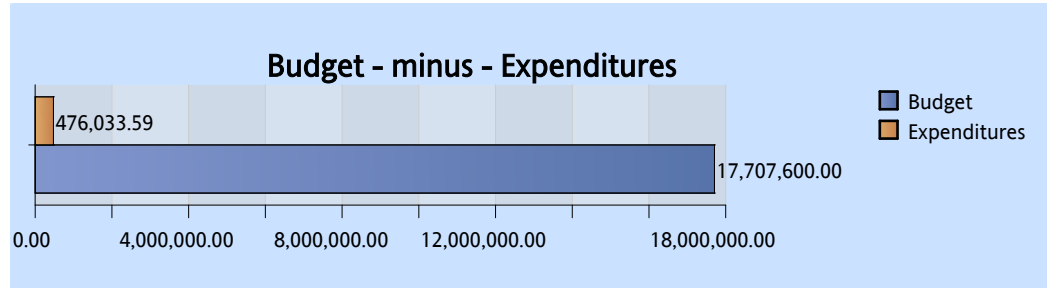


Department Budget & Expenditure Breakdown
 Fiscal Year 2022
 Month Ending Oct 31, 2021
 As Reported from FINET


Date: Nov 30, 2021
 Page: 7 of 117

CHSC Charter School



Budget Summary	Budget	ALL Revenue	_Total Available_	_Total Expenditures & Encumbrances_	Remaining Amount
CHSC Charter School	17,707,600.00	0.00	17,707,600.00	8,898,240.26	8,809,359.74

Expenditure and Encumbrance By Section	Current Month Expenditures	YTD Expenditures	YTD Encumbrances	Prior Year(s) Expenditures	Total Expenditure & Encumbrances
Personnel Services	198,595.75	417,081.90	0.00	2,389,757.51	2,806,839.41
Travel/In State	0.00	36.73	0.00	7,685.98	7,722.71
Travel/Out of State	0.00	0.00	0.00	18,249.62	18,249.62
Current Expense	6,196.94	-5,155.75	528,320.89	760,481.02	1,283,646.16
Data Processing Current Expense	0.00	257.16	9,545.00	15,045.40	24,847.56
Other Charges/Pass Through	30,385.14	63,813.55	0.00	478,217.46	542,031.01
Flow Through	0.00	0.00	0.00	4,214,903.79	4,214,903.79
Overall - Total	235,177.83	476,033.59	537,865.89	7,884,340.78	8,898,240.26




Department Budget & Expenditure Breakdown
 Fiscal Year 2022
 Month Ending Oct 31, 2021
 As Reported from FINET

Date: Nov 30, 2021
 Page: 8 of 117

CHSC Charter School

Detailed Summary

	STATE		Budget	ALL Revenue	Budget +StateRev	Expenditure	Expenditure	Expenditure	Encumbrances	Remaining Amount
					Total Available	Current Month	Year-to-Date	Prior Year(s)		
CHSC Charter School	STATE	18CHSU 18CHSU Start-up Funds SFY2018	2,400,000.00	-	2,400,000.00	-	=	<u>2,299,999.22</u>	=	100,000.78
		19CHBD 19CHBD Charter School Board SFY2019	1,198,500.00	-	1,198,500.00	-	=	<u>1,125,100.00</u>	<u>73,400.00</u>	0.00
		19CHRG 19CHRG Regional Seminars SFY2019	200,000.00	-	200,000.00	-	=	<u>190,000.00</u>	<u>10,000.00</u>	0.00
		19CHSU 19CHSU Start-up Funds SFY2019	2,300,000.00	-	2,300,000.00	-	=	<u>2,163,107.00</u>	=	136,893.00
		20CHBD 20CHBD Charter School	530,500.78	-	530,500.78	3,775.00	<u>3,775.00</u>	<u>530,500.78</u>	<u>8,260.00</u>	-12,035.00
		20CHMT 20CHMT Charter School Mentoring	200,000.00	-	200,000.00	-	<u>-22,600.00</u>	<u>48,480.00</u>	=	174,120.00
		20CHRG 20CHRG Regional Seminars	200,000.00	-	200,000.00	-	=	<u>200,000.00</u>	<u>-2,912.62</u>	2,912.62
		20CHSU 20CHSU Start-up Funds	1,999,999.22	-	1,999,999.22	-	=	=	=	1,999,999.22
		20ISIP 20ISIP Innovative Student Improvement Program	200,000.00	-	200,000.00	-	=	<u>151,699.52</u>	=	48,300.48
		21CHBD 21CHBD Charter School	1,246,300.00	-	1,246,300.00	-	<u>-10.62</u>	<u>671,125.98</u>	<u>300.00</u>	574,884.64
		21CHFA 21CHFA Fiscal Accountabilitiy FY2021	425,000.00	-	425,000.00	-	<u>-48.00</u>	<u>225,495.49</u>	=	199,552.51
		21CHMT 21CHMT Charter School Mentoring	200,000.00	-	200,000.00	-	=	<u>107,711.84</u>	<u>101,234.00</u>	-8,945.84
		21CHRG 21CHRG Regional Seminars	200,000.00	-	200,000.00	-	<u>10,000.00</u>	<u>5,289.97</u>	<u>46,200.00</u>	138,510.03
		21CHSA 21CHSA Start-up Funds Admin	200,000.00	-	200,000.00	-	=	<u>158,277.79</u>	=	41,722.21
		21CHSU 21CHSU Start-up Funds	1,590,000.00	-	1,590,000.00	-	=	=	=	1,590,000.00
		21ODPG 21ODPG - One Time Discretionary FY2021	751,800.00	-	751,800.00	-	=	<u>7,553.19</u>	=	744,246.81
22CHBD 22CHBD Charter School	1,287,074.00	-	1,287,074.00	153,784.04	<u>314,823.86</u>	=	<u>6,384.51</u>	965,865.63		



Department Budget & Expenditure Breakdown
 Fiscal Year 2022
 Month Ending Oct 31, 2021
 As Reported from FINET

Date: Nov 30, 2021
 Page: 9 of 117

CHSC Charter School

Detailed Summary

			Budget	ALL Revenue	Budget +StateRev _Total Available_	Expenditure Current Month	Expenditure Year-to-Date	Expenditure Prior Year(s)	Encumbrances	Remaining Amount
CHSC Charter School	STATE	22CHFA 22CHFA Fiscal Accountabilitiy FY2022	391,753.00	-	391,753.00	53,621.69	120,235.07	=	=	271,517.93
		22CHMT 22CHMT Charter School Mentoring	200,000.00	-	200,000.00	-	=	=	95,000.00	105,000.00
		22CHRG 22CHRG Regional Seminars	200,000.00	-	200,000.00	-	=	=	200,000.00	0.00
		22CHSA 22CHSA Start-up Funds Admin	155,873.00	-	155,873.00	23,997.10	49,858.28	=	=	106,014.72
		22CHSU 22CHSU Start-up Funds	1,630,800.00	-	1,630,800.00	-	=	=	=	1,630,800.00
Summary			17,707,600	0	17,707,600	235,177.83	476,033.59	7,884,340.78	537,865.89	8,809,359.74